



MASONITE
DOORS THAT DO MORE™



FIRE DOORSETS



External Doors Online

Fire doorset systems that are designed to delay the spread of fire and smoke.

As a decision maker accountable for selecting fire doors for residential buildings, you need to be confident they will perform as they should. This is where third-party certification makes a difference.

We've launched our Fire and Security Dual-Certified Doorset range, a design based on a timber core with GRP facings. We have built its dual certification upon a wide and robust foundation of primary test evidence.



Accreditations



Certification Options

	Suitable for 30 minute fire and smoke leakage (FD30S / E30S _a)	Certifire	Certisecure	SBD accredited	UKCA Mark (Applicable to external fire doorsets only)
Single Certification	✓		-	-	✓
Dual Certification	✓			✓	✓

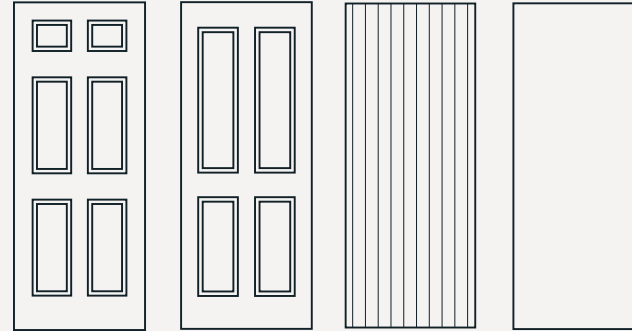
Doorset Styles

Fire integrity doorsets



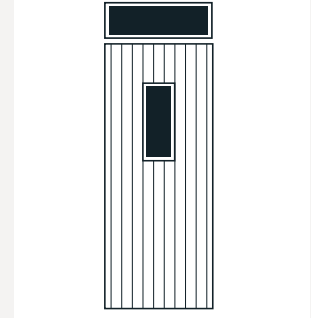
internal application only

Fire integrity and insulation doorsets



internal application only

(Doorsets including a topbox offer fire integrity only)




Doorset Colours




Red




Black




Chartwell Green



Duck Egg Blue




Poppy Red (High Gloss)



Blue




Cream



Green



White



Black Brown



Grey



Doorset Core



Solid Timber Core

Accessories

Furniture Colours



Lock & Cylinder




UAP Kinetica 3*
BSi Kitemarked Euro Cylinder



GU Multipoint Lock

Glass Options

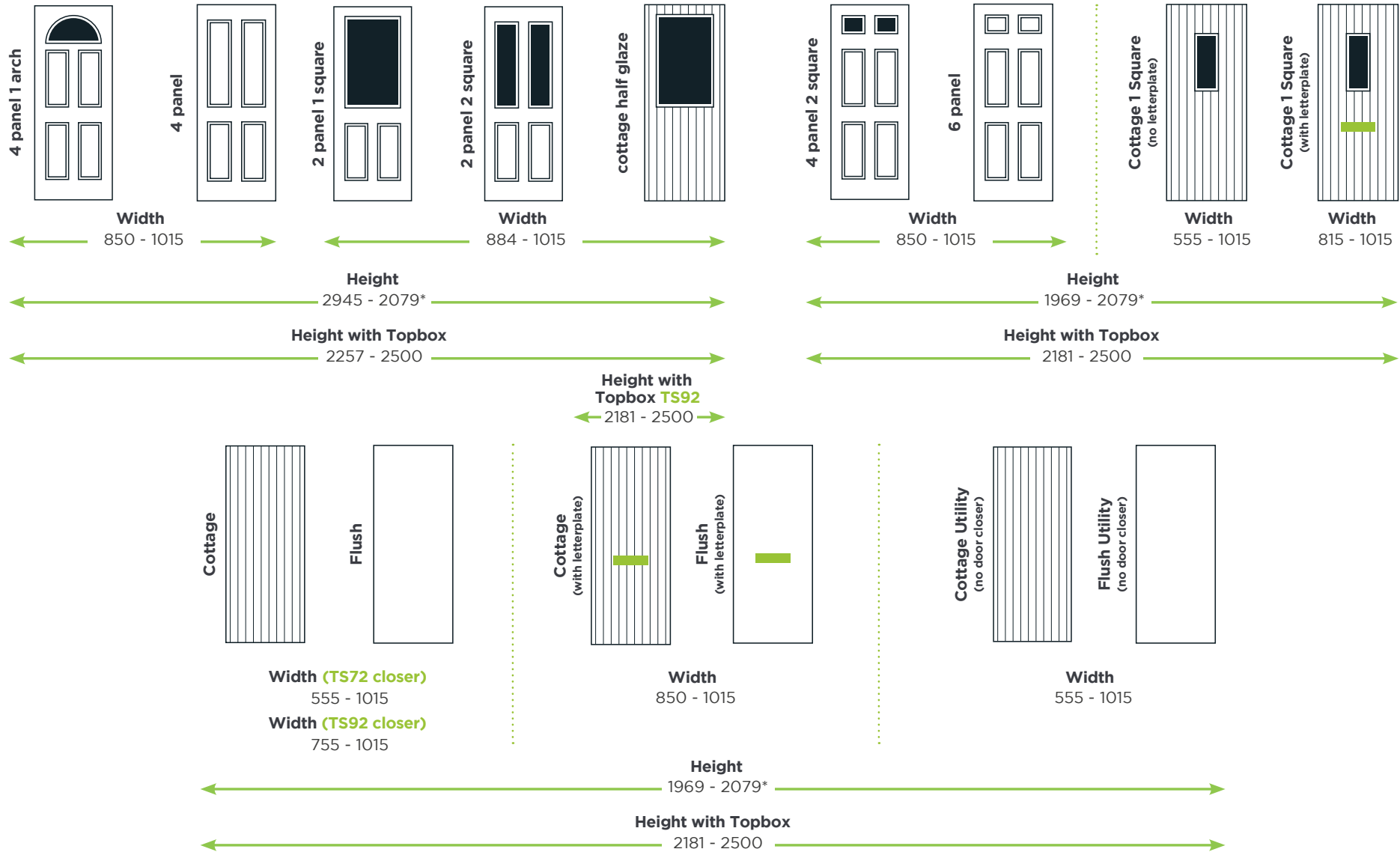


Clear



Stippolyte

Doorset Dimensions



Topbox Min 212- Max 421 All sizes are in mm.*Doorset only, Height excludes sill (+30mm) or add-on to head (+15mm)

Closers

The fire doorsets are available with two options of surface mounted door closers. The TS72 v-arm closer can be fitted to the internal face of the door only, and the TS92 slide arm closer, when used with internal flat entrance fire doorsets, is suitable to be fitted to both the internal and external face of the doorset. Where the TS92 slide arm closer is to be installed on an external flat entrance fire doorset, internal fitting can be specified. Both closers are available in gold and chrome finish and the fixing positions are pilot drilled for installation on site.



Also available
in Gold

DORMA TS72 Surface Mounted

- Rack and pinion v-arm closer**
- Variable closing force EN 2-4**
- Tested and CE marked to EN 1154**
- Third party certificated by Certifire under CF 268**



Also available
in Chrome

DORMA TS92 Surface Mounted

- Cam action, slide arm closer**
- Variable closing force EN 1-4**
- Tested and CE marked to EN 1154**
- Third party certificated by Certifire under CF 119**



Specification Overview

Integrity / Insulation

Our fire doorsets are available with classification for either 30 minute fire integrity and smoke leakage or, where unglazed, 30 minute fire integrity and insulation and smoke leakage.

Thermal Performance

Thermal transmittance of our fire doorsets has been assessed to BS EN 10077-2.

Acoustic Performance

Fully tested for acoustic performance to BS EN ISO 10140.

Weather Testing

Our External fire doorsets have been successfully tested to BS 6375-1 (Classification: 880U) for weather performance.

Locking Mechanism

GU Multipoint slam lock with intumescent protection.

Handle & Cylinder

Lever/lever solid spindle. UAP Kinetica Euro Cylinder. BSI 3* Kitemarked.

Hardware / Furniture

Certifire approved TS008 letterplate with security cowl.

Eyeviewer available at low and high height for wheelchair accessibility.

Trojan surface mounted urn knocker.

Certifire approved surface mounted door closers (Dormakaba TS72 v-arm or TS92 slide arm).

Fully suited in gold and chrome.

Hinge Type

3 x Grade 13, CE marked stainless steel butt hinges with intumescent protection.

External Doors Online reserves the right to alter specifications and descriptions without prior notice as part of our policy of continual development. This may affect pricing within your quote.



(Applicable to external flat entrance fire doorsets only)

Certification

30 minute fire and security doorset bi directionally tested to BS 476: Part 22 or BS EN 1634-1 (FD30S / E30Sa).

Single certificated to BS 476: Part 22 by Warrington Certifire scheme. Certificate number CF 5906.

Dual certificated to BS 476: Part 22 and PAS24:2016 by Warrington Certifire scheme and Certisecure schemes. Certificate numbers CS 5112 / CF 5863.

Tested for cold smoke leakage to BS EN 1634-3.

Dual certificated doorsets accredited by Secured by Design.

External doorsets UKCA marked.

Doorset Construction

Timber hybrid design. Doorset comprises solid timber core with durable, low maintenance GRP outer skins. UPVC frame with timber core reinforcement providing structural stability for all key compartments.

Threshold Option

Low threshold in aluminum for accessibility.

Optional 150mm UPVC sill.

Glazed Apertures

Glazing is installed into the doorleaf using a colour matched glazing cassette. Insulated glass unit with Pilkington Pyrodur and Pilkington K glass (available in clear or stippolyte P1A).

Toplight Construction

Four sided frame with dedicated hardwood coupler.